

## FACULTY FEEDBACK ANALYSES (2012-2013)

### A. Curricular Aspect

#### 1. Relevance of the syllabus to real life situation

- Among Associate professors, about 18.9% disagree and 46.6% agree that the syllabus is relevant to real life situation. 16.2% of Associate professors are neutral to this condition.
- All the Senior Assistant professors i.e. 100% are neutral to the same condition.
- The percentages of Assistant professor who are neutral and agree to this condition are 29.4% and 58.8% respectively
- Again, among Guest faculties, about 18.5%, are neutral, 7.4% strongly agrees and 48.1% agrees to the condition.
- The whole time faculties who have agreed to the condition are 50.0%. Those who are neutral are approximately 33%.
- However the rest of the ratings of all the faculties are not that satisfactory.

#### 2. Depth of the course content

- Among Associate professors, about 35.1% agree to the above condition. 29.7% of Associate professors are neutral to this condition.
- All Senior Assistant professors i.e. 100% are respectively neutral to the same condition.
- The percentages of Assistant professor who are neutral and agree to this condition are 27.0% and 56.8% respectively
- Again, among Guest faculties, about 7.4%, are neutral, 25.9% strongly agrees and 55.6% agrees to the condition.
- The whole time faculties who have agreed to the condition are 55.2%. Those who are neutral are approximately 24.1%.
- However the rest of the ratings of all the faculties are not that satisfactory.

#### 3. Overall effectiveness of the curriculum in present competitive world

- Associate Professor:
  1. 45.9% agree the condition.
  2. 35.1% mark it as neutral.
  3. 10.8% disagree with the condition. Remaining percentages are negligible.
- Senior Assistant Professor:
  1. According to all the senior assistant professor i.e. 100% considers the above mentioned condition as neutral.
- Assistant Professor:
  1. 56.8% agrees with the condition.
  2. 24.3% regards the condition as neutral. Remaining percentages are not significant.
- Guest Faculty:
  1. 65.5% agrees the condition
  2. Other 13.8% neutral with the condition. Whereas remaining percentages are insignificant.
- Whole time faculty:
  1. 56.3% agree with the condition.
  2. 25.0% marks the condition as neutral
  3. Remaining percentages are insignificant.

#### 4. Employability is given weightage in curriculum design and development

- Associate Professor:
  1. 41.2% agree the condition.
  2. 26.5% mark it as neutral.
  3. 20.6% disagree with the condition. Remaining percentages are not significant.
- Senior Assistant Professor:
  1. 100% mark it as neutral.
- Assistant Professor:
  1. 44.1% agrees with the condition.
  2. 26.5% regards the condition as neutral.
  3. 14.7% both disagrees and strongly agree with the

- condition.
  - 1. 55.6% agrees the condition
  - 2. 22.2% strongly agrees with
  - 3. Other 14.8% disagree with the condition. Whereas remaining percentages are insignificant.
- 1. 43.3% agrees with the condition.
  - 2. 36.7% considers it as neutral. Remaining percentages are insignificant.

## **B. Teaching. Learning and Evaluation Process**

### **1. Student centered learning resources are available in the college**

- 1. 55.5% agrees with the condition.
  - 2. 23.5% marks it as neutral.
  - 3. 11.8% disagree with the condition. Remaining percentages are insignificant.
- 1. 75% mark it as neutral.
  - 2. 25% disagree with the condition.
- 1. 38.2% agrees with the condition.
  - 2. 32.4% regards the condition as neutral.
  - 3. 14.7% strongly agrees with the condition.
- 1. 52.0% agree with the condition.
  - 2. 20% marks the condition as neutral.
- 1. 48.1% agree with the condition.
  - 2. 22.2% marks the condition as neutral.
  - 3. 14.8% disagrees with the condition
  - 4. Other 14.8% strongly agree with the condition.

### **2. The faculties are updating their knowledge and skill**

- 1. 52.9% agrees with the condition.
  - 2. 20.6% strongly agrees with.
  - 3. 14.7% marks the condition as neutral. Remaining percentages are not significant.
- 1. 75% agrees with the condition.
  - 2. 25% regards the condition as neutral
- 1. 64.1% agree with the condition.
  - 2. 17.9% marks the condition as both neutral and strongly agree.
- 1. 40.0% agree with the condition.
  - 2. 24.0% strongly agree with the condition.
  - 3. 20% marks the condition as neutral.
- 1. 55.6% agree with the condition.
  - 2. 22.2% marks the condition as neutral.
  - 3. 11.1% both disagrees and strongly agree with the condition

### **3. The internal assessments are taking place as per schedule**

- 1. 44.1% agrees with the condition.
  - 2. 35.3% strongly agrees with.
  - 3. 14.7% marks the condition as neutral. Remaining percentages are insignificant.
- 1. 75% agrees with the condition.
  - 2. 25% regards the condition as neutral.
- 1. 56.4% agree with the condition.
  - 2. 25.6% strongly agrees with.
  - 3. 15.4% marks the condition as neutral. Remaining

- percentages are not significant.
  - 1. 48% agree with the condition.
  - 2. 20% marks the condition as neutral.
  - 3. 12% disagrees with the condition
  - 4. Remaining 20% strongly agrees with the condition.
- 1. 59.3% agree with the condition.
  - 2. 22.2% marks the condition as neutral.
  - 3. 11.1% strongly agrees with the condition. Remaining percentages are negligible.

**4. The college library is a major source of information for the students and faculties as well**

- 1. 48.6% agrees with the condition.
  - 2. 20.0% strongly agrees with.
  - 3. 22.9% marks the condition as neutral. Remaining percentages are insignificant.
- 1. 75% agrees with the condition.
  - 2. 25% regards the condition as neutral.
- 1. 56.8% agree with the condition.
  - 2. 24.3% strongly agrees with.
  - 3. 16.2% marks the condition as neutral. Remaining percentages are not significant.
- 1. 36% agree with the condition.
  - 2. 28% strongly agrees with the condition
  - 3. 20% marks the condition as neutral.
- 1. 59.3% agree with the condition.
  - 2. 22.2% marks the condition as neutral.
  - 3. Remaining percentages are not significant.

**5. The timings of the library are convenient**

- 1. 44.1% agrees with the condition.
  - 2. 26.5% marks the condition as neutral.
  - 3. 17.6% disagrees with the condition
  - 4. 11.8% strongly agrees with the condition.
- 1. 50% agrees with the condition.
  - 2. 50% regards the condition as neutral.
- 1. 61.5% agree with the condition.
  - 2. 23.1% marks the condition as neutral. Remaining percentages are not significant.
- 1. 44% agree with the condition.
  - 2. 24% marks the condition as neutral.
  - 3. 16.0% strongly agree with the condition.
- 1. 63.0% agree with the condition.
  - 2. 22.2% marks the condition as neutral.
  - Remaining percentages are negligible.

**6. The teaching aids in the college are sufficient and up to date**

- 1. 35.3% agrees with the condition.
  - 2. 29.4% marks the condition as neutral
  - 3. 20.6% disagrees with the condition
  - Others are negligible
- 1. 50% agrees with the condition and disagree.
  - 2. 50% regards the condition as neutral.
- 1. 56.4% agree with the condition.
  - 2. 12.8% strongly agree with.
  - 3. 23.1% marks the condition as neutral. Remaining percentages are not significant.
- 1. 36% agree with the condition.

- 2. 20% marks the condition as neutral.
  - 3. 28.0% strongly agree with the condition. Others are neglected.
- 1. 63% agree with the condition.
  - 2. 22.2% marks the condition as neutral.
  - Remaining percentages are negligible.

**7. The teachers are encouraged to carry research**

- 1. 52.9% agrees with the condition.
  - 2. 23.5% marks the condition as neutral.
  - 3. 11.8% strongly agree with the condition.
  - Other percentages are negligible.
- 1. 50% agrees with the condition.
  - 2. 50% regards the condition as neutral.
- 1. 59.5% agree with the condition.
  - 2. 13.5% strongly agrees with.
  - 3. 18.9% marks the condition as neutral. Remaining percentages are not significant.
- 1. 55.6% agree with the condition.
  - 2. 18.5% marks the condition as neutral.
  - 3. 14.8% strongly agree with the condition. Remaining percentages are not significant.
- 1. 64% agree with the condition.
  - 2. 16% marks the condition as neutral.
  - Remaining percentages are negligible.

**8. The teachers are encouraged to organize seminars/workshop/symposia/conference**

- 1. 62.2% agrees with the condition.
  - 2. 16.2% marks the condition as neutral
  - 3. Another 16.2% strongly agrees with the condition.
  - Remaining percentages are negligible.
- 1. 50% agrees with the condition and disagree.
  - 2. 50% regards the condition as neutral.
- 1. 56.4% agree with the condition.
  - 2. 23.1% strongly agrees with.
  - 3. 15.4% marks the condition as neutral. Remaining percentages are not significant.
- 1. 40% agree with the condition.
  - 2. 20% marks the condition as neutral.
  - 3. 24.0% strongly agree with the condition.
- 1. 51.9% agree with the condition.
  - 2. 25.9% marks the condition as neutral.
  - 3. 14.8% strongly agree with the condition. Remaining percentages are negligible.

**9. The teachers are encouraged to participate in seminars/workshop/symposia/conference**

- 1. 61.8% agrees with the condition.
  - 2. 17.6% marks the condition as neutral
  - 3. 11.8% strongly agree with the condition. Remaining percentages are negligible.
- 1. 50% agrees with the condition.
  - 2. 50% regards the condition as neutral.
- 1. 59.5% agree with the condition.
  - 2. 18.9% strongly agrees with.
  - 3. 13.5% marks the condition as neutral. Remaining percentages are not significant.
- 1. 51.7% agree with the condition.

- 2. 20.7% marks the condition as neutral.
  - 3. 10.3% strongly agree with the condition. Remaining percentages of rankings are negligible.
- Whole time faculty:
  1. 63.3% agree with the condition.
  2. 23.3% marks the condition as neutral.
  3. 10.0% disagrees with the condition. Other percentages are not significant to undertake.

**10. The teachers are encouraged to undertake extension service programs**

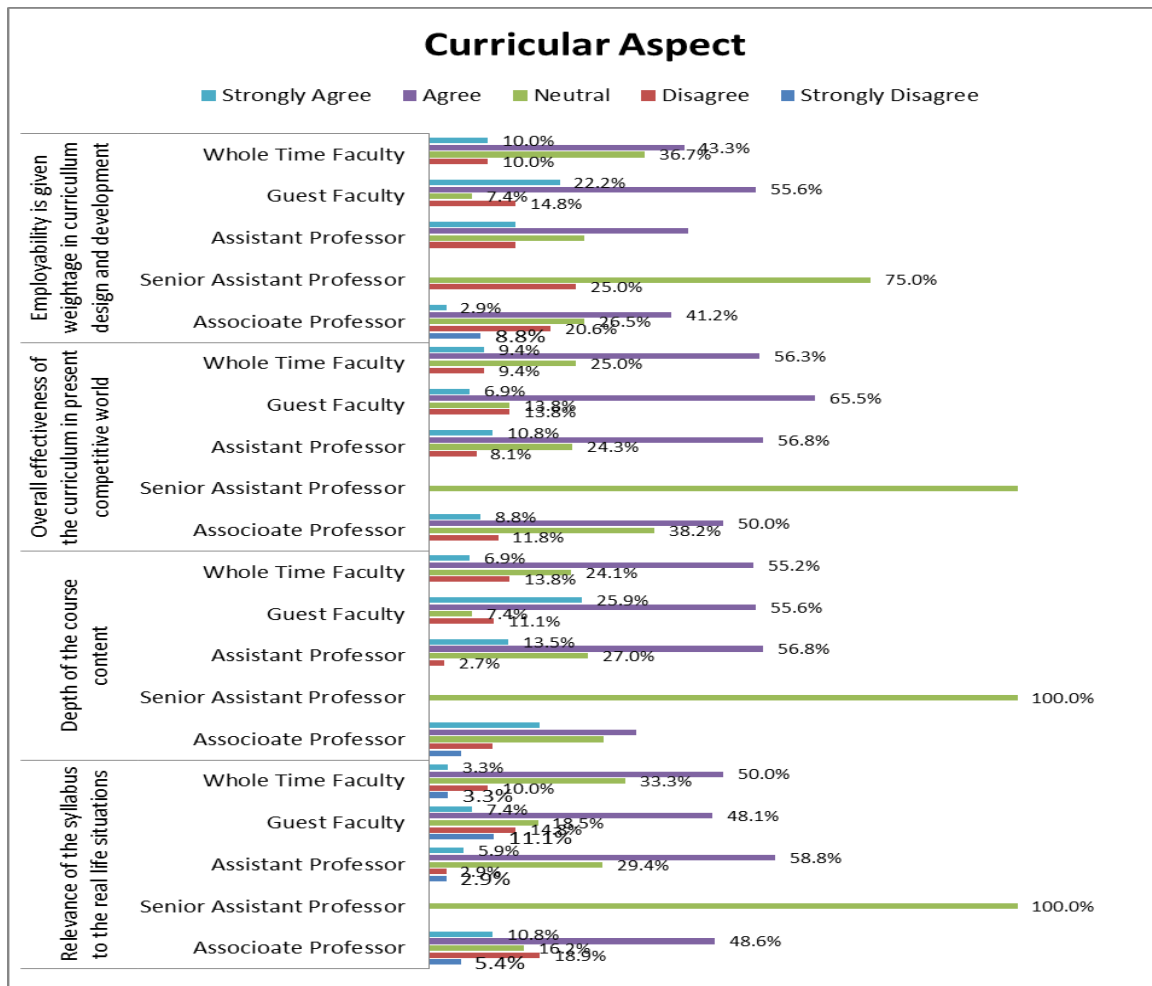
- Associate Professor:
  1. 43.2% agrees with the condition.
  2. 13.5% strongly agrees with.
  3. 35.1% regards the condition as neutral. Remaining percentages are not significant.
- Senior Assistant Professor:
  1. 75% agrees with the condition.
  2. 25% regards the condition as neutral.
- Assistant Professor:
  1. 56.4% agree with the condition.
  2. 25.6% marks the condition as neutral.
  3. 15.4% strongly agree with the affirmation. Others are neglected due to non-significance.
- Guest Faculty:
  1. 48.1% agree with the condition.
  2. 22.2% strongly agree with the condition.
  3. 14.8% marks the condition as both as neutral and disagree. Others are neglected
- Whole time faculty:
  1. 68.0% agree with the condition.
  2. 12.0% marks the condition as both neutral and strongly agree.
  3. Remaining percentages are not significant.

**11. The evaluation system followed by the university is effective**

- Associate Professor:
  1. 40.5% agrees with the condition.
  2. 18.9% disagrees with.
  3. 21.6% marks the condition as neutral. Remaining percentages are insignificant.
- Senior Assistant Professor:
  1. 50% disagrees with the condition.
  2. 50% regards the condition as neutral.
- Assistant Professor:
  1. 48.7% agrees with the condition.
  2. 35.9% marks the condition as neutral.
  3. 10.3% disagree with the condition. Remaining are not significant.
- Guest Faculty:
  1. 44% agree with the condition.
  2. 24.0% strongly agrees with the condition
  3. 20% marks the condition as neutral.
- Whole time faculty:
  1. 59.3% agree with the condition.
  2. 18.5% marks the condition both as neutral and disagree. Remaining percentages are not significant.

**Table 1: Curricular Aspect**

| 2012-13   |                            | Strongly Disagree | Disagree | Neutral | Agree | Strongly Agree | Total  |
|---|----------------------------|-------------------|----------|---------|-------|----------------|--------|
| Relevance of the syllabus to the real life situations                 | Associate Professor        | 2                 | 7        | 6       | 18    | 4              | 37     |
|   |                            | 5.4%              | 18.9%    | 16.2%   | 48.6% | 10.8%          | 100.0% |
|   | Senior Assistant Professor | 0                 | 0        | 4       | 0     | 0              | 4      |
|   |                            | 0.0%              | 0.0%     | 100.0%  | 0.0%  | 0.0%           | 100.0% |
|   | Assistant Professor        | 1                 | 1        | 10      | 20    | 2              | 34     |
|   |                            | 2.9%              | 2.9%     | 29.4%   | 58.8% | 5.9%           | 100.0% |
|   | Guest Faculty              | 3                 | 4        | 5       | 13    | 2              | 27     |
| 11.1%   |                            | 14.8%             | 18.5%    | 48.1%   | 7.4%  | 100.0%         |        |
| Whole Time Faculty  | 1                          | 3                 | 10       | 15      | 1     | 30             |        |
|   | 3.3%                       | 10.0%             | 33.3%    | 50.0%   | 3.3%  | 100.0%         |        |
| Depth of the course content   | Associate Professor        | 2                 | 4        | 11      | 13    | 7              | 37     |
|   |                            | 5.4%              | 10.8%    | 29.7%   | 35.1% | 18.9%          | 100.0% |
|   | Senior Assistant Professor | 0                 | 0        | 4       | 0     | 0              | 4      |
|   |                            | 0%                | 0%       | 100%    | 0%    | 0%             | 100%   |
|   | Assistant Professor        | 0                 | 1        | 10      | 21    | 5              | 37     |
|   |                            | 0.0%              | 2.7%     | 27.0%   | 56.8% | 13.5%          | 100.0% |
|   | Guest Faculty              | 0                 | 3        | 2       | 15    | 7              | 27     |
| 0.0%  |                            | 11.1%             | 7.4%     | 55.6%   | 25.9% | 100.0%         |        |
| Whole Time Faculty  | 0                          | 4                 | 7        | 16      | 2     | 29             |        |
|   | 0.0%                       | 13.8%             | 24.1%    | 55.2%   | 6.9%  | 100.0%         |        |
| Overall effectiveness of the curriculum in present competitive world  | Associate Professor        | 0                 | 4        | 13      | 17    | 3              | 37     |
|   |                            | 0.0%              | 10.8%    | 35.1%   | 45.9% | 8.1%           | 100.0% |
|   | Senior Assistant Professor | 0                 | 0        | 4       | 0     | 0              | 4      |
|   |                            | 0%                | 0%       | 100%    | 0%    | 0%             | 100%   |
|   | Assistant Professor        | 0                 | 3        | 9       | 21    | 4              | 37     |
|   |                            | 0.0%              | 8.1%     | 24.3%   | 56.8% | 10.8%          | 100.0% |
|   | Guest Faculty              | 0                 | 4        | 4       | 19    | 2              | 29     |
| 0.0%  |                            | 13.8%             | 13.8%    | 65.5%   | 6.9%  | 100.0%         |        |
| Whole Time Faculty  | 0                          | 3                 | 8        | 18      | 3     | 32             |        |
|   | 0.0%                       | 9.4%              | 25.0%    | 56.3%   | 9.4%  | 100.0%         |        |
| Employability is given weightage in curriculum design and development | Associate Professor        | 3                 | 7        | 9       | 14    | 1              | 34     |
|   |                            | 8.8%              | 20.6%    | 26.5%   | 41.2% | 2.9%           | 100.0% |
|   | Senior Assistant Professor | 0                 | 1        | 3       | 0     | 0              | 4      |
|   |                            | 0%                | 25%      | 75%     | 0%    | 0%             | 100%   |
|   | Assistant Professor        | 0                 | 5        | 9       | 15    | 5              | 34     |
|   |                            | 0.0%              | 14.7%    | 26.5%   | 44.1% | 14.7%          | 100.0% |
|   | Guest Faculty              | 0                 | 4        | 2       | 15    | 6              | 27     |
| 0.0%  |                            | 14.8%             | 7.4%     | 55.6%   | 22.2% | 100.0%         |        |
| Whole Time Faculty  | 0                          | 3                 | 11       | 13      | 3     | 30             |        |
|   | 0.0%                       | 10.0%             | 36.7%    | 43.3%   | 10.0% | 100.0%         |        |



**Table 2: Teaching, Learning and Evaluation Process**

|  |                            | Strongly Disagree | Disagree | Neutral | Agree | Strongly Agree | Total  |
|--|----------------------------|-------------------|----------|---------|-------|----------------|--------|
| Student centered learning resources are available in the college | Associate Professor        | 0                 | 4        | 8       | 19    | 3              | 34     |
|  |                            | 0.0%              | 11.8%    | 23.5%   | 55.9% | 8.8%           | 100.0% |
|  | Senior Assistant Professor | 0                 | 0        | 3       | 1     | 0              | 4      |
|  |                            | 0%                | 0%       | 75%     | 25%   | 0%             | 100%   |
|  | Assistant Professor        | 0                 | 5        | 11      | 13    | 5              | 34     |
|  |                            | 0.0%              | 14.7%    | 32.4%   | 38.2% | 14.7%          | 100.0% |
| Guest Faculty  | 0                          | 4                 | 5        | 13      | 3     | 25             |        |
|  | 0.0%                       | 16.0%             | 20.0%    | 52.0%   | 12.0% | 100.0%         |        |
| Whole Time Faculty   | 0                          | 4                 | 6        | 13      | 4     | 27             |        |
|  | 0.0%                       | 14.8%             | 22.2%    | 48.1%   | 14.8% | 100.0%         |        |
| The faculties are updating their knowledge and skills            | Associate Professor        | 1                 | 3        | 5       | 18    | 7              | 34     |
|  |                            | 2.9%              | 8.8%     | 14.7%   | 52.9% | 20.6%          | 100.0% |
|  | Senior Assistant Professor | 0                 | 0        | 1       | 3     | 0              | 4      |
|  |                            | 0.0%              | 0.0%     | 25.0%   | 75.0% | 0.0%           | 100.0% |
|  | Assistant Professor        | 0                 | 0        | 7       | 25    | 7              | 39     |
|  |                            | 0.0%              | 0.0%     | 17.9%   | 64.1% | 17.9%          | 100.0% |
| Guest Faculty  | 0                          | 4                 | 5        | 10      | 6     | 25             |        |

|   |                            |      |       |       |       |        |        |
|---|----------------------------|------|-------|-------|-------|--------|--------|
|   |                            | 0.0% | 16.0% | 20.0% | 40.0% | 24.0%  | 100.0% |
|   | Whole Time Faculty         | 0    | 3     | 6     | 15    | 3      | 27     |
|   |                            | 0.0% | 11.1% | 22.2% | 55.6% | 11.1%  | 100.0% |
| The internal assessments are taking place as per schedule                                   | Associate Professor        | 1    | 1     | 5     | 15    | 12     | 34     |
|   |                            | 2.9% | 2.9%  | 14.7% | 44.1% | 35.3%  | 100.0% |
|   | Senior Assistant Professor | 0    | 0     | 1     | 3     | 0      | 4      |
|   |                            | 0%   | 0%    | 25%   | 75%   | 0%     | 100%   |
|   | Assistant Professor        | 0    | 1     | 6     | 22    | 10     | 39     |
|   |                            | 0.0% | 2.6%  | 15.4% | 56.4% | 25.6%  | 100.0% |
|   | Guest Faculty              | 0    | 3     | 5     | 12    | 5      | 25     |
|   |                            | 0.0% | 12.0% | 20.0% | 48.0% | 20.0%  | 100.0% |
| Whole Time Faculty  | 0                          | 2    | 6     | 16    | 3     | 27     |        |
|   | 0.0%                       | 7.4% | 22.2% | 59.3% | 11.1% | 100.0% |        |
| The college library is a major source of information for the students and faculties as well | Associate Professor        | 0    | 3     | 8     | 17    | 7      | 35     |
|   |                            | 0.0% | 8.6%  | 22.9% | 48.6% | 20.0%  | 100.0% |
|   | Senior Assistant Professor | 0    | 0     | 1     | 3     | 0      | 4      |
|   |                            | 0%   | 0%    | 25%   | 75%   | 0%     | 100%   |
|   | Assistant Professor        | 0    | 1     | 6     | 21    | 9      | 37     |
|   |                            | 0.0% | 2.7%  | 16.2% | 56.8% | 24.3%  | 100.0% |
|   | Guest Faculty              | 0    | 4     | 5     | 9     | 7      | 25     |
|   |                            | 0.0% | 16.0% | 20.0% | 36.0% | 28.0%  | 100.0% |
|   | Whole Time Faculty         | 0    | 2     | 6     | 16    | 3      | 27     |
|   |                            | 0.0% | 7.4%  | 22.2% | 59.3% | 11.1%  | 100.0% |

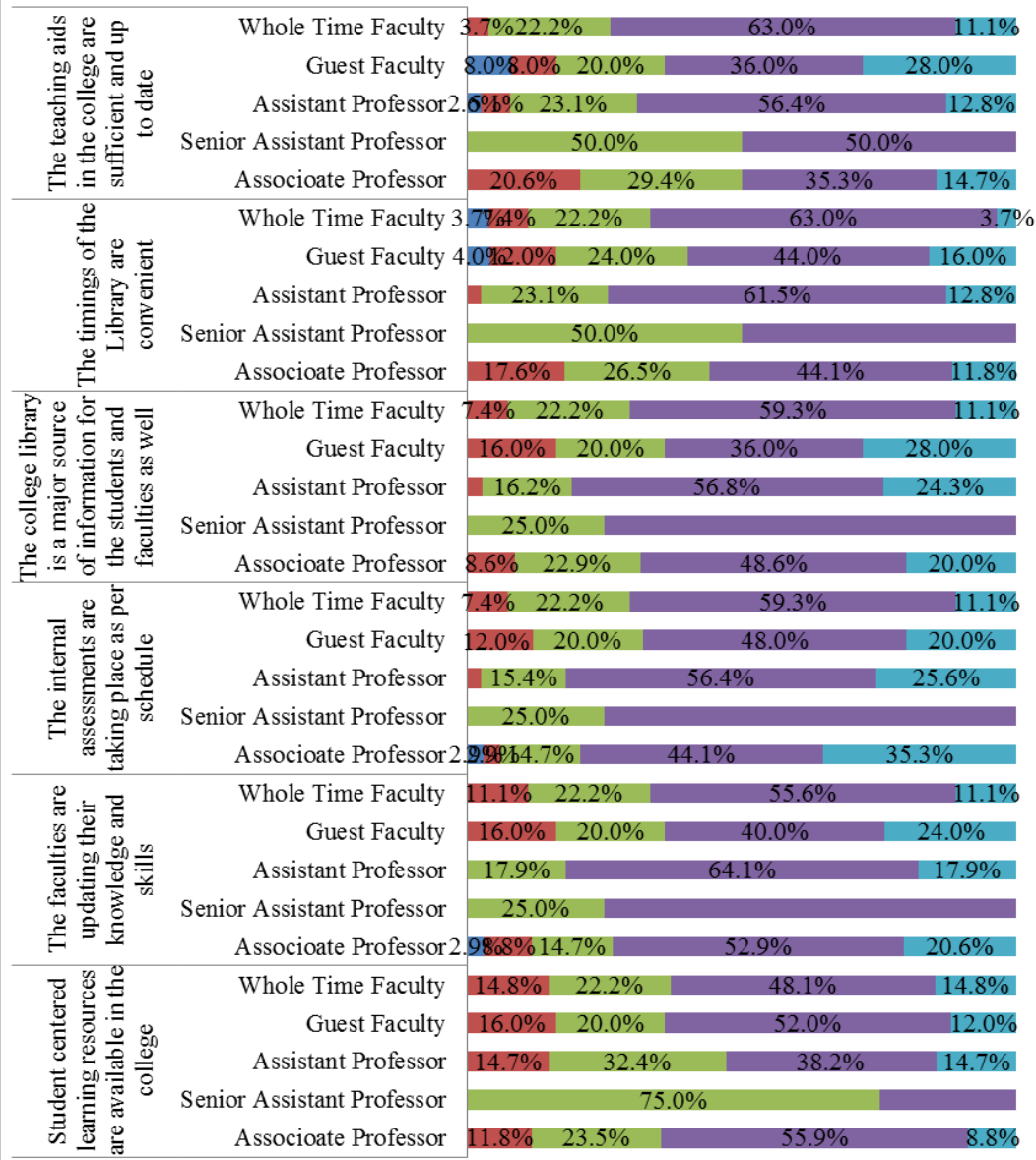


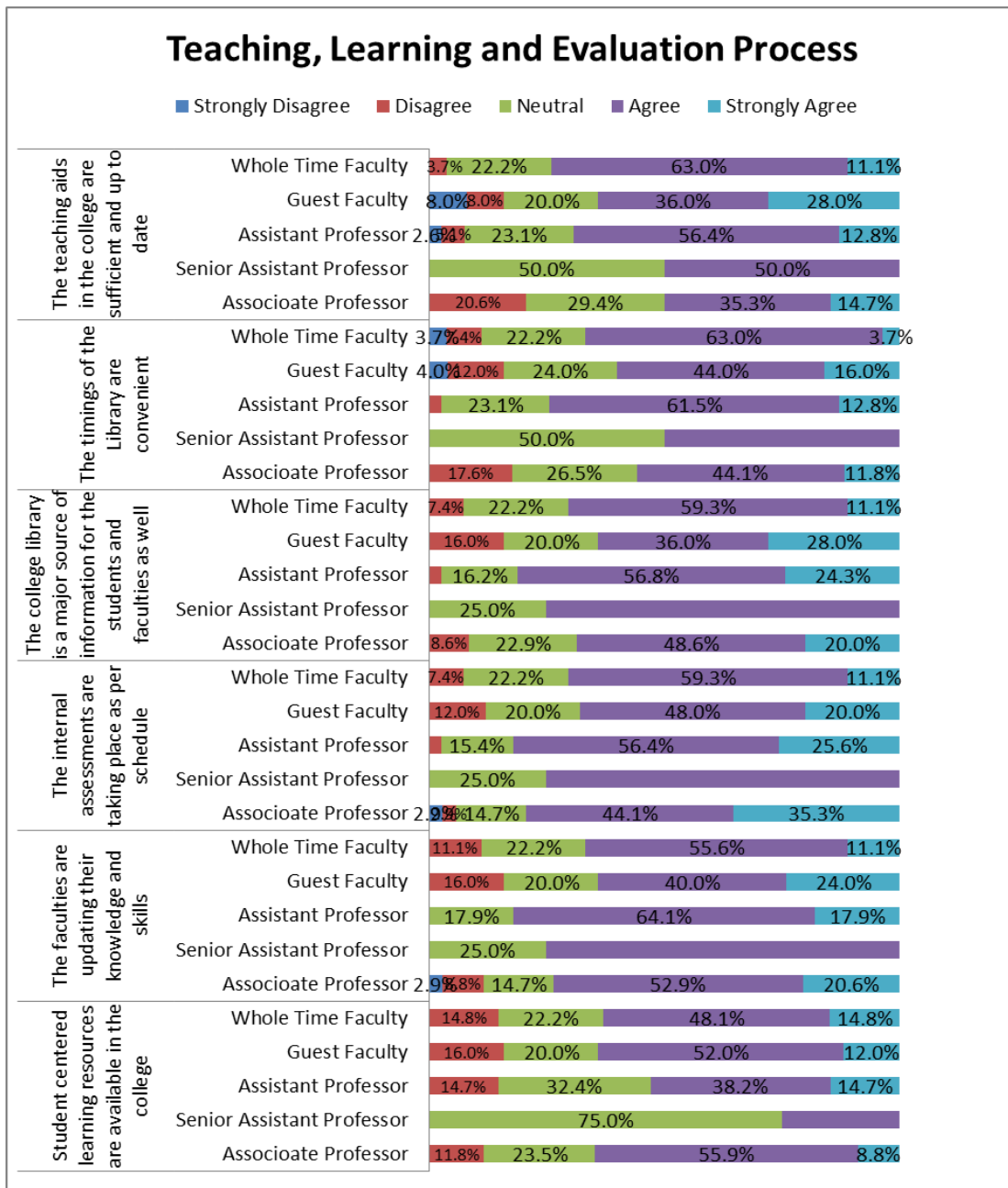
|  |  |                     |       |       |       |       |        |        |
|--|--|---------------------|-------|-------|-------|-------|--------|--------|
| The timings of the Library are convenient                      | Associate Professor  | 0                   | 6     | 9     | 15    | 4     | 34     |        |
|  |  | 0.0%                | 17.6% | 26.5% | 44.1% | 11.8% | 100.0% |        |
|  | Senior Assistant Professor                                     | 0                   | 0     | 2     | 2     | 0     | 4      |        |
|  |  | 0%                  | 0%    | 50%   | 50%   | 0%    | 100%   |        |
|  | Assistant Professor  | 0                   | 1     | 9     | 24    | 5     | 39     |        |
|  |  | 0.0%                | 2.6%  | 23.1% | 61.5% | 12.8% | 100.0% |        |
|  | Guest Faculty  | 1                   | 3     | 6     | 11    | 4     | 25     |        |
|  |  | 4.0%                | 12.0% | 24.0% | 44.0% | 16.0% | 100.0% |        |
|  | Whole Time Faculty   | 1                   | 2     | 6     | 17    | 1     | 27     |        |
|  |  | 3.7%                | 7.4%  | 22.2% | 63.0% | 3.7%  | 100.0% |        |
|  | The teaching aids in the college are sufficient and up to date | Associate Professor | 0     | 7     | 10    | 12    | 5      | 34     |
|  |  |                     | 0.0%  | 20.6% | 29.4% | 35.3% | 14.7%  | 100.0% |
| Senior Assistant Professor                                     |  | 0                   | 0     | 2     | 2     | 0     | 4      |        |
|  |  | 0.0%                | 0.0%  | 50.0% | 50.0% | 0.0%  | 100.0% |        |
| Assistant Professor  |  | 1                   | 2     | 9     | 22    | 5     | 39     |        |
|  |  | 2.6%                | 5.1%  | 23.1% | 56.4% | 12.8% | 100.0% |        |
| Guest Faculty  |  | 2                   | 2     | 5     | 9     | 7     | 25     |        |
|  |  | 8.0%                | 8.0%  | 20.0% | 36.0% | 28.0% | 100.0% |        |
| Whole Time Faculty   |  | 0                   | 1     | 6     | 17    | 3     | 27     |        |
|  |  | 0.0%                | 3.7%  | 22.2% | 63.0% | 11.1% | 100.0% |        |
| The teaching aids in the college are sufficient and up to date |  | Associate Professor | 0     | 7     | 10    | 12    | 5      | 34     |
|  |  |                     | 0.0%  | 20.6% | 29.4% | 35.3% | 14.7%  | 100.0% |
|  | Senior Assistant Professor                                     | 0                   | 0     | 2     | 2     | 0     | 4      |        |
|  |  | 0.0%                | 0.0%  | 50.0% | 50.0% | 0.0%  | 100.0% |        |
|  | Assistant Professor  | 1                   | 2     | 9     | 22    | 5     | 39     |        |
|  |  | 2.6%                | 5.1%  | 23.1% | 56.4% | 12.8% | 100.0% |        |
|  | Guest Faculty  | 2                   | 2     | 5     | 9     | 7     | 25     |        |
|  |  | 8.0%                | 8.0%  | 20.0% | 36.0% | 28.0% | 100.0% |        |
|  | Whole Time Faculty   | 0                   | 1     | 6     | 17    | 3     | 27     |        |
|  |  | 0.0%                | 3.7%  | 22.2% | 63.0% | 11.1% | 100.0% |        |
|  | The teachers are encouraged to carry research                  | Associate Professor | 2     | 2     | 8     | 18    | 4      | 34     |
|  |  |                     | 5.9%  | 5.9%  | 23.5% | 52.9% | 11.8%  | 100.0% |
| Senior Assistant Professor                                     |  | 0                   | 0     | 2     | 2     | 0     | 4      |        |
|  |  | 0.0%                | 0.0%  | 50.0% | 50.0% | 0.0%  | 100.0% |        |
| Assistant Professor  |  | 0                   | 3     | 7     | 22    | 5     | 37     |        |
|  |  | 0.0%                | 8.1%  | 18.9% | 59.5% | 13.5% | 100.0% |        |
| Guest Faculty  |  | 1                   | 2     | 5     | 15    | 4     | 27     |        |
|  |  | 3.7%                | 7.4%  | 18.5% | 55.6% | 14.8% | 100.0% |        |
| Whole Time Faculty   |  | 1                   | 3     | 4     | 16    | 1     | 25     |        |
|  |  | 4.0%                | 12.0% | 16.0% | 64.0% | 4.0%  | 100.0% |        |

|   |   |                     |       |       |       |       |        |        |
|---|---|---------------------|-------|-------|-------|-------|--------|--------|
| The teachers are encouraged to participate in seminars/workshops/symposia/conferences | Associate Professor   | 0                   | 3     | 6     | 21    | 4     | 34     |        |
|   |   | 0.0%                | 8.8%  | 17.6% | 61.8% | 11.8% | 100.0% |        |
|   | Senior Assistant Professor  | 0                   | 0     | 2     | 2     | 0     | 4      |        |
|   |   | 0.0%                | 0.0%  | 50.0% | 50.0% | 0.0%  | 100.0% |        |
|   | Assistant Professor   | 0                   | 3     | 5     | 22    | 7     | 37     |        |
|   |   | 0.0%                | 8.1%  | 13.5% | 59.5% | 18.9% | 100.0% |        |
|   | Guest Faculty   | 0                   | 5     | 6     | 15    | 3     | 29     |        |
|   |   | 0.0%                | 17.2% | 20.7% | 51.7% | 10.3% | 100.0% |        |
|   | Whole Time Faculty  | 0                   | 3     | 7     | 19    | 1     | 30     |        |
|   |   | 0.0%                | 10.0% | 23.3% | 63.3% | 3.3%  | 100.0% |        |
|   | The teachers are encouraged to undertake extension service programs | Associate Professor | 1     | 2     | 13    | 16    | 5      | 37     |
|   |   |                     | 2.7%  | 5.4%  | 35.1% | 43.2% | 13.5%  | 100.0% |
| Senior Assistant Professor  |   | 0                   | 0     | 3     | 1     | 0     | 4      |        |
|   |   | 0.0%                | 0.0%  | 75.0% | 25.0% | 0.0%  | 100.0% |        |
| Assistant Professor   |   | 0                   | 1     | 10    | 22    | 6     | 39     |        |
|   |   | 0.0%                | 2.6%  | 25.6% | 56.4% | 15.4% | 100.0% |        |
| Guest Faculty   |   | 0                   | 4     | 4     | 13    | 6     | 27     |        |
|   |   | 0.0%                | 14.8% | 14.8% | 48.1% | 22.2% | 100.0% |        |
| Whole Time Faculty  |   | 1                   | 1     | 3     | 17    | 3     | 25     |        |
|   |   | 4.0%                | 4.0%  | 12.0% | 68.0% | 12.0% | 100.0% |        |
| The evaluation system followed by the University is effective                         |   | Associate Professor | 3     | 7     | 8     | 15    | 4      | 37     |
|   |   |                     | 8.1%  | 18.9% | 21.6% | 40.5% | 10.8%  | 100.0% |
|   | Senior Assistant Professor  | 0                   | 2     | 2     | 0     | 0     | 4      |        |
|   |   | 0%                  | 50%   | 50%   | 0%    | 0%    | 100%   |        |
|   | Assistant Professor   | 0                   | 4     | 14    | 19    | 2     | 39     |        |
|   |   | 0.0%                | 10.3% | 35.9% | 48.7% | 5.1%  | 100.0% |        |
|   | Guest Faculty   | 0                   | 3     | 5     | 11    | 6     | 25     |        |
|   |   | 0.0%                | 12.0% | 20.0% | 44.0% | 24.0% | 100.0% |        |
|   | Whole Time Faculty  | 0                   | 5     | 5     | 16    | 1     | 27     |        |
|   |   | 0.0%                | 18.5% | 18.5% | 59.3% | 3.7%  | 100.0% |        |

### Teaching, Learning and Evaluation Process

■ Strongly Disagree   
 ■ Disagree   
 ■ Neutral   
 ■ Agree   
 ■ Strongly Agree





## C. Infrastructure

### 1. The classrooms and furniture available are adequate

- **Associate Professor:**
  1. 32.4% agrees with the condition.
  2. 23.5% marks the condition as neutral
  3. 29.4% disagrees with the condition
  4. 14.7% strongly agrees with the condition.
- **Senior Assistant Professor:**
  1. 50% agrees with the condition.
  2. 50% regards the condition as neutral.
- **Assistant Professor:**
  1. 51.4% agree with the condition.
  2. 24.3% marks the condition as neutral.
  3. 10.8% both disagree and strongly agree with the condition. Remaining percentages are not significant.
- **Guest Faculty:**
  1. 44% agree with the condition.
  2. 16% marks the condition as neutral.

- 3. 28% strongly agree with the condition.
      - 4. 12% disagrees with the condition.
    - **Whole time faculty:**
      - 1. 56% agree with the condition.
      - 2. 20% marks the condition as neutral. Remaining percentages are not significant.
- 2. The toilet facilities are sufficient for faculty and students**
- **Associate Professor:**
    - 1. 43.6% agrees with the condition.
    - 2. 12.8% regards the condition as neutral.
    - 3. 33.3%disagrees with the condition. Remaining percentages are not significant.
  - **Senior Assistant Professor:**
    - 1. 25% agrees with the condition.
    - 2. 50% regards the condition as neutral.
    - 3. 25% disagree with condition.
  - **Assistant Professor:**
    - 1. 43.2% agree with the condition.
    - 2. 27% marks the condition as neutral.
    - 3. 16.2% disagree with the condition.

Remaining percentages are not significant.
  - **Guest Faculty:**
    - 1. 36.0% agree with the condition.
    - 2. 32% strongly agree with the condition.
    - 3.20% marks the condition as neutral.
    - 4. 12% disagree
  - **Whole time faculty:**
    - 1. 63% agree with the condition.
    - 2. 18.5% marks the condition as neutral.
    - 3. 11.1% disagree. Remaining percentages are not significant.
- 3. The safe drinking water facility is available for students and faculties**
- **Associate Professor:**
    - 1. 32.4% agrees with the condition.
    - 2.26.5% marks the condition as neutral.
    - 3. 20.6% strongly agree with the condition
    - 4. 17.6% disagree with the condition. Remaining percentages are not significant.
  - **Senior Assistant Professor:**
    - 1. 50% agrees with the condition.
    - 2. 25% regards the condition as neutral.
    - 3. Remaining 25% disagree.
  - **Assistant Professor:**
    - 1. 51.3% agree with the condition.
    - 2. 23.1% marks the condition as neutral.
    - 3. 12.8% disagrees with the condition. Remaining percentages are not significant
  - **Guest Faculty:**
    - 1. 40% agree with the condition.
    - 2.28.0% strongly agrees with the condition
    - 3. 20% marks the condition as neutral.
    - 4. 12% disagree.
  - **Whole time faculty:**
    - 1. 46.7% agree with the condition.
    - 2. 30% marks the condition as neutral.
    - 3. 10% for both disagree and strongly agrees with the condition.
- 4. The buildings and furniture are well maintained**
- **Associate Professor:**
    - 1. 40% agrees with the condition.
    - 2.25.7% marks the condition as neutral
    - 3. 28.6% disagrees with the condition
  - **Senior Assistant Professor:**
    - 1. 25% agrees with the condition.

- 2. 25% regards the condition as neutral.
  - 3. 25% strongly disagree with the condition.
- 1. 41.2% agree with the condition.
  - 2. 38.2% marks the condition as neutral.
  - 3. 17.5% disagrees with the condition .Remaining percentages are not significant.
- 1. 50% agree with the condition.
  - 2. 35% marks the condition as neutral.
  - 3. 10% strongly agree with the condition.
  - 4. Remaining conditions are negligible.
- 1. 58.8% agree with the condition.
  - 2. 35.3% marks the condition as neutral.
  - 3. Remaining percentages are not significant.

#### **5. The laboratories are adequately equipped (whenever applicable)**

- 1. 32.4% agrees with the condition.
  - 2. 24.3% marks the condition as neutral
  - 3. 18.9% disagrees with the condition.
  - 4. 13.5% strongly agree. Remaining percentages are negligible.
- 1. 25% agrees with the condition.
  - 2. 75% regards the condition as neutral.
- 1. 51.3% agree with the condition.
  - 2. 15.4% marks the condition as neutral, along with strongly agree and disagree.
  - 3. Remaining percentages are not significant.
- 1. 52% agree with the condition.
  - 2. 24% marks the condition as neutral.
  - 3. 20% strongly agree. Remaining percentages are not significant.
- 1. 51.9% agrees with the condition.
  - 2. 22.2% marks the condition as neutral
  - 3. 11.1% disagree and strongly agree .Remaining percentages are negligible.

#### **6. Parking facilities are available adequately in the campus**

- 1. 33.3% agrees with the condition.
  - 2. 35.9% regards the condition as neutral.
  - 3. 10.3% disagrees with the condition.
  - 4. 12.8% strongly disagrees with the condition. Remaining percentages are negligible.
- 1. 75% agrees with the condition.
  - 2. 25% regards the condition as neutral.
- 1. 62.2% agree with the condition.
  - 2. 21.6% marks the condition as neutral.
  - 3. 13.5% strongly agrees with the condition. Remaining percentages are not significant.
- 1. 44.0% agree with the condition.
  - 2. 24.0% strongly agrees with as well as marks it as neutral. Remaining percentages are not significant.
- 1. 55.6% agree with the condition.
  - 2. 22.2% marks the condition as neutral.
  - 3. Remaining percentages are not significant.

## 7. Sports infrastructure is adequate

- **Associate Professor:**
  1. 20.6% agrees with the condition.
  2. 29.4% marks the condition as neutral
  3. 23.5% disagrees with the condition.
  4. 14.7% strongly agrees with the condition. Remaining percentages of the conditions are negligible
- **Senior Assistant Professor:**
  1. 25% agrees with the condition.
  2. 75% regards the condition as neutral.
- **Assistant Professor:**
  1. 53.8% agree with the condition.
  2. 15.4% marks the condition as neutral.
  3. 17.9% disagrees with the condition.
  4. 12.8% strongly agrees with the statement.
- **Guest Faculty:**
  1. 56.0% agree with the condition.
  2. 16% marks the condition as neutral.
  3. 24.0% strongly agree with the condition. Remaining percentages are negligible.
- **Whole time faculty:**
  1. 56.7% agree with the condition.
  2. 23.3% marks the condition as neutral.
  3. 10.0% disagree. Remaining percentages are negligible.

## D. Governance, Leadership and Management

### 1. The administration is sincerely putting efforts for the development of the institution

- **Associate Professor:**
  1. 51.4% agrees with the condition.
  2. 28.6% regards the condition as *neutral*.
  3. Remaining percentages are not significant.
- **Senior Assistant Professor:**
  1. 38.2% agrees with the condition.
  2. 35.3% regards the condition as neutral.
  3. 14.7% strongly agrees with the condition. Remaining percentages are not significant to consider.
- **Assistant Professor:**
  1. 53.8% agree with the condition.
  2. 17.9% marks the condition as neutral.
  3. 20.5% strongly agree with the condition. Remaining percentages are not significant.
- **Guest Faculty:**
  1. 50.0% agree with the condition.
  2. 16.7% strongly agree with the condition.
  3. 23.3% marks the condition as neutral. Remaining percentages are not significant.
- **Whole time faculty:**
  1. 59.3% agree with the condition.
  2. 18.5% marks the condition as neutral as well as disagree with the condition. Remaining percentages are not significant.

### 2. The administration is accessible for the students as well as for the faculties

- **Associate Professor:**
  1. 33.3% agrees with the condition.
  2. 30.8% regards the condition as neutral.
  3. 17.9% strongly agrees with the condition. Remaining percentages are not significant.
- **Senior Assistant Professor:**
  1. 50% strongly agrees with the condition.
  2. 50% regards the condition as neutral.
- **Assistant Professor:**
  1. 54.1% agree with the condition.
  2. 24.3% strongly agree with the condition.
  3. 16.2% marks the condition as neutral. Remaining

- percentages are not significant.
  - 1. 56.0% agree with the condition.
  - 2. 24.0% strongly agree with the condition.
  - 3. 16.0% marks the condition as neutral. Remaining percentages are not significant.
- **Guest Faculty:**
  - 1. 48.1% agree with the condition.
  - 2. 25.9% marks the condition as neutral.
  - 3. 11.1% strongly agree with the condition. Remaining percentages are not significant.

### **3. The IQAC is working well for promoting quality in the institution**

- **Associate Professor:**
  - 1. 50% agrees with the condition.
  - 2. 32.4% marks the condition as neutral
  - 3. 11.8% strongly agrees with the condition. Remaining percentages are not significant.
- **Senior Assistant Professor:**
  - 1. 25% agrees with the condition.
  - 2. 50% regards the condition as neutral.
  - 3. 25% strongly disagree with the condition.
- **Assistant Professor:**
  - 1. 56.4% agree with the condition.
  - 2. 15.4% marks the condition as neutral.
  - 3. 20.5% strongly agrees with the condition
  - 4. Remaining percentages are not significant.
- **Guest Faculty:**
  - 1. 60.0% agree with the condition.
  - 2. 20.0% marks the condition as neutral.
  - 3. 12.0% strongly agree with the condition. Remaining percentages are not significant.
- **Whole time faculty:**
  - 1. 63.0% agree with the condition.
  - 2. 25.9% marks the condition as neutral. Remaining percentages are not significant.

### **4. The College is providing adequate opportunities and support to the faculty and their family members**

- **Associate Professor:**
  - 1. 35.3% agrees with the condition.
  - 2. 32.4% regards the condition as neutral.
  - 3. 20.6%strongly agrees with the condition. Remaining percentages are not significant.
- **Senior Assistant Professor:**
  - 1. 50% regards the condition as neutral.
  - 2. 50% strongly agrees with the condition.
- **Assistant Professor:**
  - 1. 59.0%agree with the condition
  - 2. 17.9% marks the condition as neutral as well as strongly agrees with it. Remaining percentages are not significant.
- **Guest Faculty:**
  - 1. 64.0% agree with the condition.
  - 2. 42.1% marks the condition as neutral as well as strongly agrees with it. Remaining percentages are not significant.
- **Whole time faculty:**
  - 1. 48.1% agree with the condition.
  - 2. 33.3% marks the condition as neutral. Remaining percentages are not significant.

### **5. Faculties are given freedom to express their opinions**

- **Associate Professor:**
  - 1. 26.5% agrees with the condition.
  - 2. 38.2% regards the condition as neutral.
  - 3. 20.6% disagree with the statement. Remaining



- percentages are not significant.
- **Senior Assistant Professor:**
  1. 75% regards the condition as neutral.
  2. 25% agrees with the condition.
- **Assistant Professor:**
  1. 51.3% agree with the condition.
  2. 28.2% marks the condition as neutral. Remaining percentages are not significant.
- **Guest Faculty:**
  1. 60.0% agree with the condition.
  2. 12.0% strongly agree with the condition.
  3. 20% marks the condition as neutral. Remaining percentages are not significant.
- **Whole time faculty:**
  1. 63.3% agree with the condition.
  2. 20.0% marks the condition as neutral. Remaining percentages are not significant

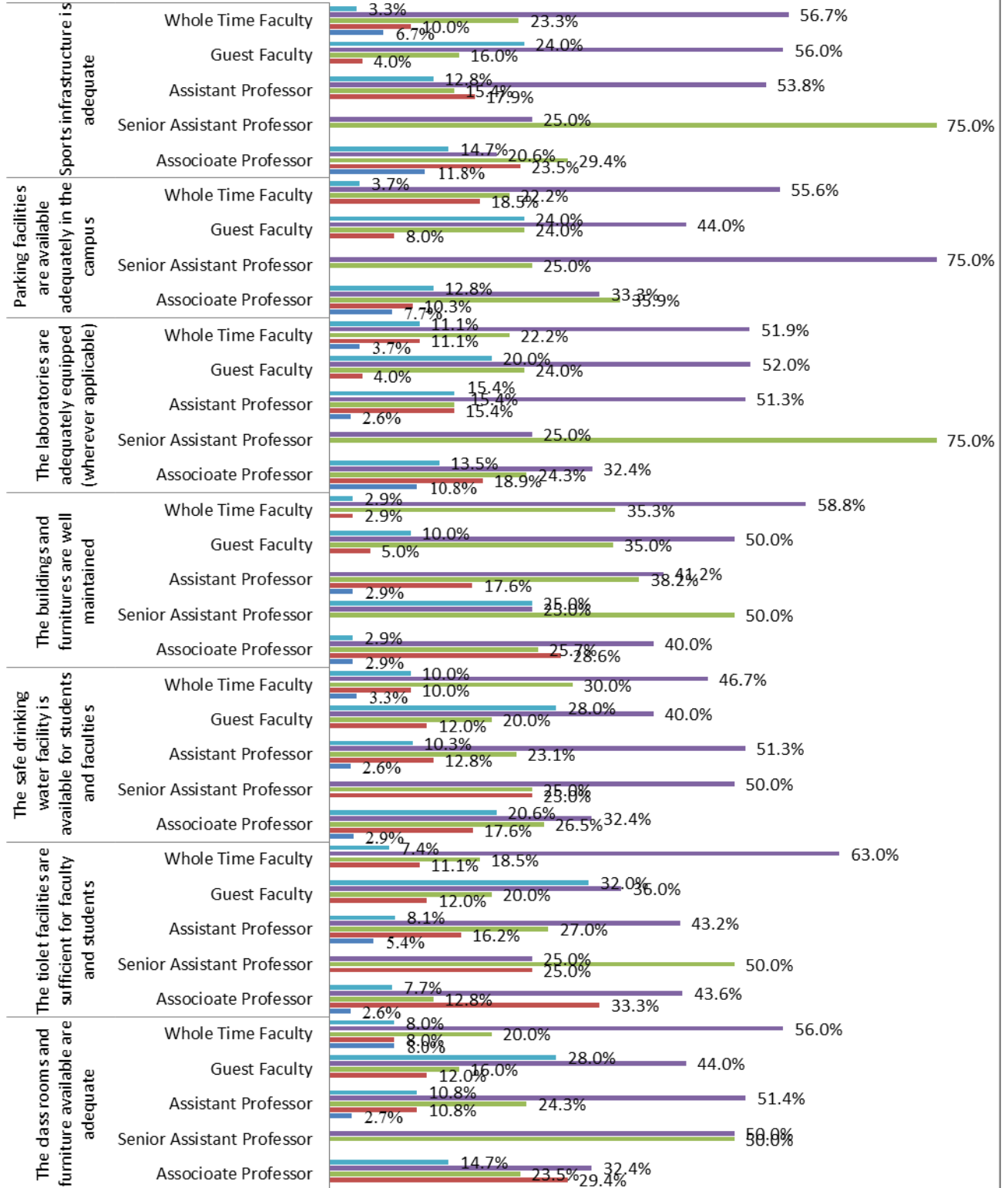
**Table 3: Infrastructure**

|   |  | <b>Strongly Disagree</b> | <b>Disagree</b> | <b>Neutral</b> | <b>Agree</b> | <b>Strongly Agree</b> | <b>Total</b> |        |
|---|--|--------------------------|-----------------|----------------|--------------|-----------------------|--------------|--------|
| <b>The class rooms and furniture available are adequate</b>                     | Associate Professor  | 0                        | 10              | 8              | 11           | 5                     | 34           |        |
|   |  | 0.0%                     | 29.4%           | 23.5%          | 32.4%        | 14.7%                 | 100.0%       |        |
|   | Senior Assistant Professor   | 0                        | 0               | 2              | 2            | 0                     | 4            |        |
|   |  | 0.0%                     | 0.0%            | 50.0%          | 50.0%        | 0.0%                  | 100.0%       |        |
|   | Assistant Professor  | 1                        | 4               | 9              | 19           | 4                     | 37           |        |
|   |  | 2.7%                     | 10.8%           | 24.3%          | 51.4%        | 10.8%                 | 100.0%       |        |
|   | Guest Faculty  | 0                        | 3               | 4              | 11           | 7                     | 25           |        |
|   |  | 0.0%                     | 12.0%           | 16.0%          | 44.0%        | 28.0%                 | 100.0%       |        |
|   | Whole Time Faculty   | 2                        | 2               | 5              | 14           | 2                     | 25           |        |
|   |  | 8.0%                     | 8.0%            | 20.0%          | 56.0%        | 8.0%                  | 100.0%       |        |
|   | <b>The toilet facilities are sufficient for faculty and students</b> | Associate Professor      | 1               | 13             | 5            | 17                    | 3            | 39     |
|   |  |                          | 2.6%            | 33.3%          | 12.8%        | 43.6%                 | 7.7%         | 100.0% |
| Senior Assistant Professor  |  | 0                        | 1               | 2              | 1            | 0                     | 4            |        |
|   |  | 0.0%                     | 25.0%           | 50.0%          | 25.0%        | 0.0%                  | 100.0%       |        |
| Assistant Professor   |  | 2                        | 6               | 10             | 16           | 3                     | 37           |        |
|   |  | 5.4%                     | 16.2%           | 27.0%          | 43.2%        | 8.1%                  | 100.0%       |        |
| Guest Faculty   |  | 0                        | 3               | 5              | 9            | 8                     | 25           |        |
|   |  | 0.0%                     | 12.0%           | 20.0%          | 36.0%        | 32.0%                 | 100.0%       |        |
| Whole Time Faculty  |  | 0                        | 3               | 5              | 17           | 2                     | 27           |        |
|   |  | 0.0%                     | 11.1%           | 18.5%          | 63.0%        | 7.4%                  | 100.0%       |        |
| <b>The safe drinking water facility is available for students and faculties</b> |  | Associate Professor      | 1               | 6              | 9            | 11                    | 7            | 34     |
|   |  |                          | 2.9%            | 17.6%          | 26.5%        | 32.4%                 | 20.6%        | 100.0% |
|   | Senior Assistant Professor   | 0                        | 1               | 1              | 2            | 0                     | 4            |        |
|   |  | 0.0%                     | 25.0%           | 25.0%          | 50.0%        | 0.0%                  | 100.0%       |        |
|   | Assistant Professor  | 1                        | 5               | 9              | 20           | 4                     | 39           |        |
|   |  | 2.6%                     | 12.8%           | 23.1%          | 51.3%        | 10.3%                 | 100.0%       |        |
|   | Guest Faculty  | 0                        | 3               | 5              | 10           | 7                     | 25           |        |
|   |  | 0.0%                     | 12.0%           | 20.0%          | 40.0%        | 28.0%                 | 100.0%       |        |

|   |                            |       |       |       |        |       |        |
|---|----------------------------|-------|-------|-------|--------|-------|--------|
|   | Whole Time Faculty         | 1     | 3     | 9     | 14     | 3     | 30     |
|   |                            | 3.3%  | 10.0% | 30.0% | 46.7%  | 10.0% | 100.0% |
| <b>The buildings and furniture are well maintained</b>                | Associate Professor        | 1     | 10    | 9     | 14     | 1     | 35     |
|   |                            | 2.9%  | 28.6% | 25.7% | 40.0%  | 2.9%  | 100.0% |
|   | Senior Assistant Professor | 0     | 0     | 2     | 1      | 1     | 4      |
|   |                            | 0.0%  | 0.0%  | 50.0% | 25.0%  | 25.0% | 100.0% |
|   | Assistant Professor        | 1     | 6     | 13    | 14     | 0     | 34     |
|   |                            | 2.9%  | 17.6% | 38.2% | 41.2%  | 0.0%  | 100.0% |
|   | Guest Faculty              | 0     | 1     | 7     | 10     | 2     | 20     |
|   |                            | 0.0%  | 5.0%  | 35.0% | 50.0%  | 10.0% | 100.0% |
| Whole Time Faculty  | 0                          | 1     | 12    | 20    | 1      | 34    |        |
| 0.0%  | 2.9%                       | 35.3% | 58.8% | 2.9%  | 100.0% |       |        |
| <b>The laboratories are adequately equipped (wherever applicable)</b> | Associate Professor        | 4     | 7     | 9     | 12     | 5     | 37     |
|   |                            | 10.8% | 18.9% | 24.3% | 32.4%  | 13.5% | 100.0% |
|   | Senior Assistant Professor | 0     | 0     | 3     | 1      | 0     | 4      |
|   |                            | 0.0%  | 0.0%  | 75.0% | 25.0%  | 0.0%  | 100.0% |
|   | Assistant Professor        | 1     | 6     | 6     | 20     | 6     | 39     |
|   |                            | 2.6%  | 15.4% | 15.4% | 51.3%  | 15.4% | 100.0% |
|   | Guest Faculty              | 0     | 1     | 6     | 13     | 5     | 25     |
|   |                            | 0.0%  | 4.0%  | 24.0% | 52.0%  | 20.0% | 100.0% |
| Whole Time Faculty  | 1                          | 3     | 6     | 14    | 3      | 27    |        |
| 3.7%  | 11.1%                      | 22.2% | 51.9% | 11.1% | 100.0% |       |        |
| <b>Parking facilities are available adequately in the campus</b>      | Associate Professor        | 3     | 4     | 14    | 13     | 5     | 39     |
|   |                            | 7.7%  | 10.3% | 35.9% | 33.3%  | 12.8% | 100.0% |
|   | Senior Assistant Professor | 0     | 0     | 1     | 3      | 0     | 4      |
|   |                            | 0%    | 0%    | 25%   | 75%    | 0%    | 100%   |
|   | Assistant Professor        | 0     | 1     | 8     | 23     | 5     | 37     |
|   |                            | 0.0%  | 2.7%  | 21.6% | 62.2%  | 13.5% | 100.0% |
|   | Guest Faculty              | 0     | 2     | 6     | 11     | 6     | 25     |
|   |                            | 0.0%  | 8.0%  | 24.0% | 44.0%  | 24.0% | 100.0% |
| Whole Time Faculty  | 0                          | 5     | 6     | 15    | 1      | 27    |        |
| 0.0%  | 18.5%                      | 22.2% | 55.6% | 3.7%  | 100.0% |       |        |
| <b>Sports infrastructure is adequate</b>                              | Associate Professor        | 4     | 8     | 10    | 7      | 5     | 34     |
|   |                            | 11.8% | 23.5% | 29.4% | 20.6%  | 14.7% | 100.0% |
|   | Senior Assistant Professor | 0     | 0     | 3     | 1      | 0     | 4      |
|   |                            | 0.0%  | 0.0%  | 75.0% | 25.0%  | 0.0%  | 100.0% |
|   | Assistant Professor        | 0     | 7     | 6     | 21     | 5     | 39     |
|   |                            | 0.0%  | 17.9% | 15.4% | 53.8%  | 12.8% | 100.0% |
|   | Guest Faculty              | 0     | 1     | 4     | 14     | 6     | 25     |
|   |                            | 0.0%  | 4.0%  | 16.0% | 56.0%  | 24.0% | 100.0% |
| Whole Time Faculty  | 2                          | 3     | 7     | 17    | 1      | 30    |        |
| 6.7%  | 10.0%                      | 23.3% | 56.7% | 3.3%  | 100.0% |       |        |

## Infrastructure

■ Strongly Agree   
 ■ Agree   
 ■ Neutral   
 ■ Disagree   
 ■ Strongly Disagree



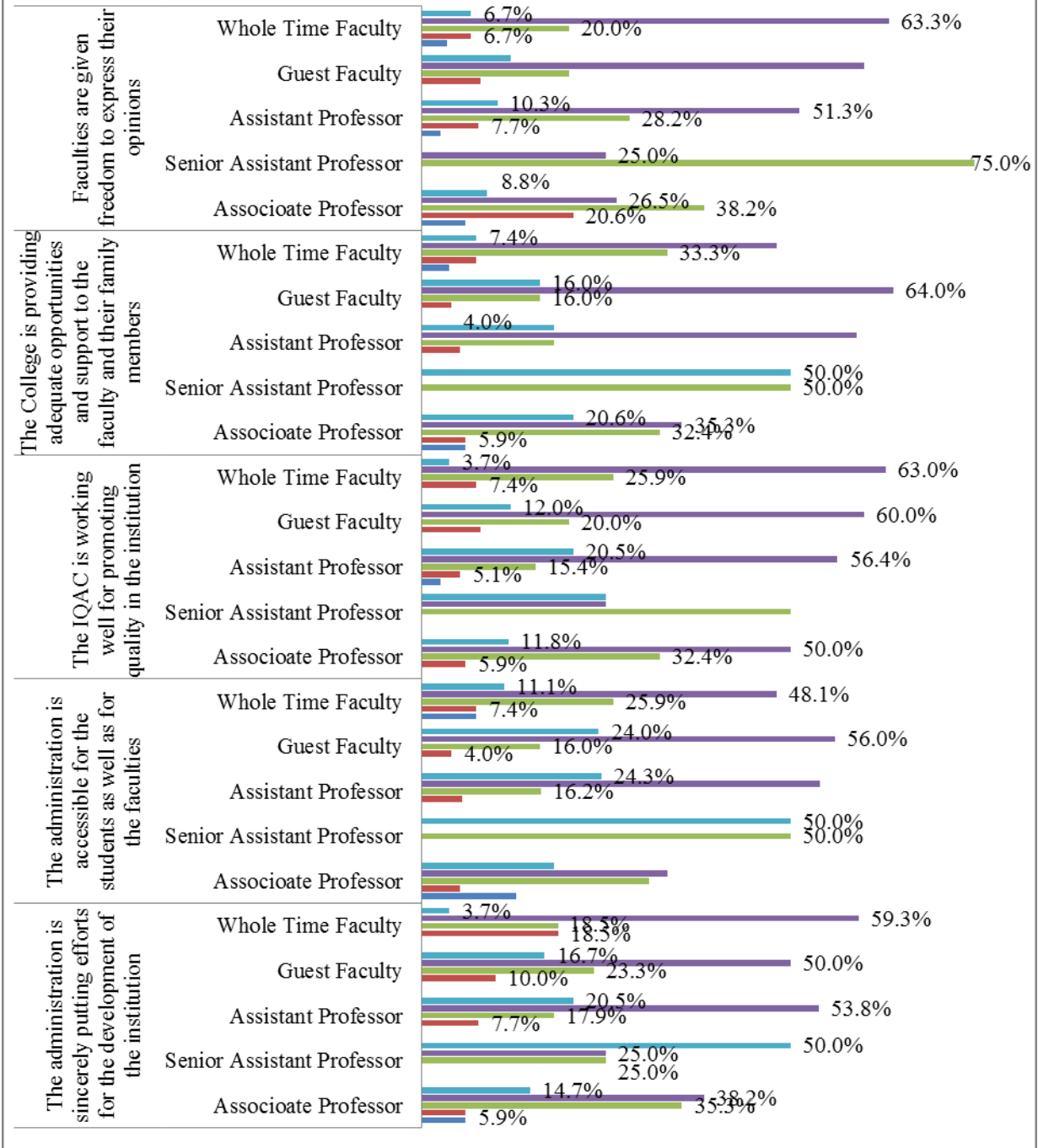
**Table 4: Governance, Leadership and Management**

|  |                            | <b>Strongly Disagree</b> | <b>Disagree</b> | <b>Neutral</b> | <b>Agree</b> | <b>Strongly Agree</b> | <b>Total</b> |
|--|----------------------------|--------------------------|-----------------|----------------|--------------|-----------------------|--------------|
| <b>The administration is sincerely putting efforts for the development of the institution</b>              | Associate Professor        | 2                        | 2               | 12             | 13           | 5                     | 34           |
|  |                            | 5.9%                     | 5.9%            | 35.3%          | 38.2%        | 14.7%                 | 100.0%       |
|  | Senior Assistant Professor | 0                        | 0               | 1              | 1            | 2                     | 4            |
|  |                            | 0.0%                     | 0.0%            | 25.0%          | 25.0%        | 50.0%                 | 100.0%       |
|  | Assistant Professor        | 0                        | 3               | 7              | 21           | 8                     | 39           |
|  |                            | 0.0%                     | 7.7%            | 17.9%          | 53.8%        | 20.5%                 | 100.0%       |
|  | Guest Faculty              | 0                        | 3               | 7              | 15           | 5                     | 30           |
|  |                            | 0.0%                     | 10.0%           | 23.3%          | 50.0%        | 16.7%                 | 100.0%       |
| Whole Time Faculty   | 0                          | 5                        | 5               | 16             | 1            | 27                    |              |
|  | 0.0%                       | 18.5%                    | 18.5%           | 59.3%          | 3.7%         | 100.0%                |              |
| <b>The administration is accessible for the students as well as for the faculties</b>                      | Associate Professor        | 5                        | 2               | 12             | 13           | 7                     | 39           |
|  |                            | 12.8%                    | 5.1%            | 30.8%          | 33.3%        | 17.9%                 | 100.0%       |
|  | Senior Assistant Professor | 0                        | 0               | 2              | 0            | 2                     | 4            |
|  |                            | 0.0%                     | 0.0%            | 50.0%          | 0.0%         | 50.0%                 | 100.0%       |
|  | Assistant Professor        | 0                        | 2               | 6              | 20           | 9                     | 37           |
|  |                            | 0.0%                     | 5.4%            | 16.2%          | 54.1%        | 24.3%                 | 100.0%       |
|  | Guest Faculty              | 0                        | 1               | 4              | 14           | 6                     | 25           |
|  |                            | 0.0%                     | 4.0%            | 16.0%          | 56.0%        | 24.0%                 | 100.0%       |
| Whole Time Faculty   | 2                          | 2                        | 7               | 13             | 3            | 27                    |              |
|  | 7.4%                       | 7.4%                     | 25.9%           | 48.1%          | 11.1%        | 100.0%                |              |
| <b>The IQAC is working well for promoting quality in the institution</b>                                   | Associate Professor        | 0                        | 2               | 11             | 17           | 4                     | 34           |
|  |                            | 0.0%                     | 5.9%            | 32.4%          | 50.0%        | 11.8%                 | 100.0%       |
|  | Senior Assistant Professor | 0                        | 0               | 2              | 1            | 1                     | 4            |
|  |                            | 0.0%                     | 0.0%            | 50.0%          | 25.0%        | 25.0%                 | 100.0%       |
|  | Assistant Professor        | 1                        | 2               | 6              | 22           | 8                     | 39           |
|  |                            | 2.6%                     | 5.1%            | 15.4%          | 56.4%        | 20.5%                 | 100.0%       |
|  | Guest Faculty              | 0                        | 2               | 5              | 15           | 3                     | 25           |
|  |                            | 0.0%                     | 8.0%            | 20.0%          | 60.0%        | 12.0%                 | 100.0%       |
| Whole Time Faculty   | 0                          | 2                        | 7               | 17             | 1            | 27                    |              |
|  | 0.0%                       | 7.4%                     | 25.9%           | 63.0%          | 3.7%         | 100.0%                |              |
| <b>The College is providing adequate opportunities and support to the faculty and their family members</b> | Associate Professor        | 2                        | 2               | 11             | 12           | 7                     | 34           |
|  |                            | 5.9%                     | 5.9%            | 32.4%          | 35.3%        | 20.6%                 | 100.0%       |
|  | Senior Assistant Professor | 0                        | 0               | 2              | 0            | 2                     | 4            |
|  |                            | 0.0%                     | 0.0%            | 50.0%          | 0.0%         | 50.0%                 | 100.0%       |
|  | Assistant Professor        | 0                        | 2               | 7              | 23           | 7                     | 39           |
|  |                            | 0.0%                     | 5.1%            | 17.9%          | 59.0%        | 17.9%                 | 100.0%       |
|  | Guest Faculty              | 0                        | 1               | 4              | 16           | 4                     | 25           |
|  |                            | 0.0%                     | 4.0%            | 16.0%          | 64.0%        | 16.0%                 | 100.0%       |
| Whole Time Faculty   | 1                          | 2                        | 9               | 13             | 2            | 27                    |              |
|  | 3.7%                       | 7.4%                     | 33.3%           | 48.1%          | 7.4%         | 100.0%                |              |

|  |                            |      |       |       |       |       |        |
|--|----------------------------|------|-------|-------|-------|-------|--------|
| <b>Facilities of the sitting arrangements in the library</b> | Associate Professor        | 2    | 7     | 13    | 9     | 3     | 34     |
|  |                            | 5.9% | 20.6% | 38.2% | 26.5% | 8.8%  | 100.0% |
|  | Senior Assistant Professor | 0    | 0     | 3     | 1     | 0     | 4      |
|  |                            | 0.0% | 0.0%  | 75.0% | 25.0% | 0.0%  | 100.0% |
|  | Assistant Professor        | 1    | 3     | 11    | 20    | 4     | 39     |
|  |                            | 2.6% | 7.7%  | 28.2% | 51.3% | 10.3% | 100.0% |
|  | Guest Faculty              | 0    | 2     | 5     | 15    | 3     | 25     |
|  |                            | 0.0% | 8.0%  | 20.0% | 60.0% | 12.0% | 100.0% |
|  | Whole Time Faculty         | 1    | 2     | 6     | 19    | 2     | 30     |
|  |                            | 3.3% | 6.7%  | 20.0% | 63.3% | 6.7%  | 100.0% |

## Chart Title

■ Strongly Agree   
 ■ Agree   
 ■ Neutral   
 ■ Disagree   
 ■ Strongly Disagree



**CONCLUSION:**

In Circular Aspect, for the condition 'Relevance of the syllabus to the real life situations' Whole Time Faculty has agreed with the condition with a maximum of 70.6%

In Teaching, Learning and Evaluation Process, for the conditions 'Internal assessments are taking place as per schedule' Senior Assistant Professors has agreed with the condition with a maximum of 75%.

In Infrastructure, for the condition 'class rooms and furniture available are adequate' and 'safe drinking water facility is available for students and faculties', Senior Assistant Professors has agreed with the condition with a maximum of 75%.

In Governance, Leadership and Management, for the condition 'College is providing adequate opportunities and support to the faculty and their family members' Senior Assistant Professors has Strongly agreed with the condition with a maximum of 75.